



Plan de trabajo

INGLÉS

CURSO: 4to Básico

28 /05	04/06	11/06	
- Guía de actividad n 4	- Continuación trabajo anterior - Creación de horario en Inglés	- Realizar guía n° 5 Wordsearch puzzle	




Teacher: Miss Maribel

Name: _____

Class. 4th grade

Objetivos : Reconocer asignaturas . días de la semana y dependencias de la escuela

I.- Look and Write the subjects Mary has today. (observa y escribe las asignaturas que tiene Mary hoy)



This is Mary. What classes has she got today? _____

II.- Look and write the sentences. (observa y escribe oraciones de acuerdo a lo que se hace en cada lugar. Usa las oraciones del cuadro)



You do PE in the gym. **2** _____ **3** _____




4 _____ **5** _____

You eat lunch in the dinning room - you play in the playground – You read in the library – you Have IT in the computer room

III.- Read and match. Write the numbers next to the answers. (No uses líneas, escribe el número al lado de la respuesta correspondiente)

- | | |
|---|-----------------------|
| 1. Where do you do sports? | A In the classroom. |
| 2. Where do you have lunch? | B In the playground. |
| 3. Where do you read a book? | C In the gym. |
| 4. Where do you play? | D In the library. |
| 5. Where do you listen to your teacher? | E In the dining room. |

IV.- Write the numbers from the previous activity in the squares below. (escribe el número de las oraciones previas en los cuadros de acuerdo al lugar que representan)



V.- Write your own timetable on a piece of cardboard, decorate , paint and make drawings representing the subjects next to the names. (Escribe tu propio horario en una hoja de block o cartulina, decóralo, pínalo, etc...)

My timetable		Name _____ Class _____				
		Monday	Tuesday	Wednesday	Thursday	Friday
9.00		Music	Spanish	PE	Spanish	English
10.00		Maths	Science	Spanish		IT
11.00		Maths	ART	IT	ART	Science
12.00		English		Music	PE	ART
1.00		Lunch	Lunch	Lunch	Lunch	Lunch
2.00		Science	IT	Maths	English	Spanish
3.00		PE	English	Science		PE
4.00					Maths	

THIS IS JUST AN EXAMPLE. CREATE YOUR OWN !!! Paste a picture of you and your timetable. (pega una foto tuya con tu horario)



Teacher: Miss Maribel. B.

NAME:

Days of the Week

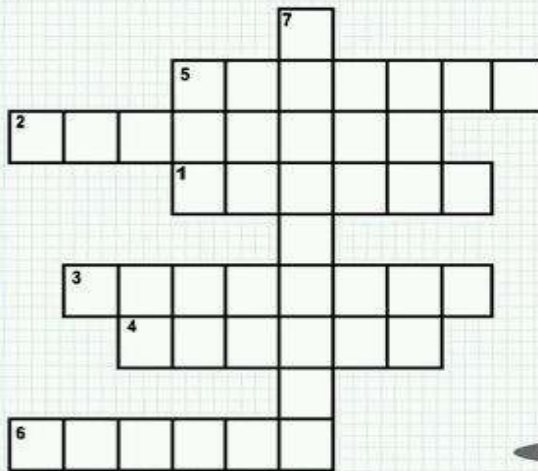


1. Complete the sentences with the right day of the week.

- The day before Tuesday is _____.
- The day after Friday is _____.
- Two days before Saturday is _____.
- The only name beginning with "f" is _____.
- _____ is the day between Monday and Wednesday.
- Two days after Thursday is _____.
- Sunday is the shortest name and _____ is the day with the longest.

2. Write the days of the week in the puzzle according to exercise 1.

3. Write the days of the week in the correct order. Remember: the first letter is a CAPITAL letter!



1. _____

2. _____

3. _____

4. _____

5. _____

6. _____

7. _____

4. Break the code and write the message!

Here you are the code!



a	b	c	d	e	f	g	h	i	j	k	l	m
*	?	X	@	£	◊	□	*	x	△	□	◇	◇
n	o	p	q	r	s	t	u	v	w	x	y	z
■	*	◇	+	*	*	*	◇	+	†	◎	*	*